

Policy and Sustainability Committee

10.00am, Thursday 11 June 2020

Police Scotland – City of Edinburgh Division Update

Executive/routine
Wards
Council Commitments

1. Recommendations

- 1.1 To note the update from the divisional commander.

Andrew Kerr

Chief Executive

Contact: Gavin King, Democracy, Governance and Resilience Senior Manager

E-mail: gavin.king@edinburgh.gov.uk | Tel: 0131 529 4239

Report

Police Scotland – City of Edinburgh Division Update

2. Executive Summary

- 2.1 This report provides the second update from Police Scotland on the City of Edinburgh division.

3. Background

- 3.1 In May 2019 the Council agreed that police and fire and rescue service city-wide plans, policies and performance would be considered by the new Policy and Sustainability Committee.
- 3.2 This would provide a forum for Police Scotland and the Scottish Fire and Rescue Service to discuss major cross-cutting issues with the Council as well as fulfilling their duty to engage with the local authority.

4. Main report

- 4.1 This is the third report in a set of regular reporting from the divisional commander to the Policy and Sustainability Committee.

5. Next Steps

- 5.1 Not applicable.

6. Financial impact

- 6.1 Not applicable.

7. Stakeholder/Community Impact

- 7.1 Not applicable.

8. Background reading/external references

- 8.1 Policy and Sustainability Committee 1 October 2019 - [Police Scotland – City of Edinburgh Division Update](#)
- 8.2 Policy and Sustainability Committee 25 February 2020 – [Police Scotland – City of Edinburgh Division Update](#)

9. Appendices

Report by the divisional commander

Policing for a safe, protected and resilient Scotland



EDINBURGH CITY DIVISION SCRUTINY REPORT April 2019 - March 2020



Contents

Introduction by the Divisional Commander.....	3
Summary of Local Policing Priorities.....	4
Edinburgh City Division At a glance.....	5
Strategic Outcome: Public Safety and Wellbeing.....	6
Strategic Outcome: Needs of Local Communities.....	13
Strategic Outcome: Confidence in Policing.....	15
Strategic Outcome: Positive Working Environment.....	16
Strategic Outcome: Sustainable and Adaptable Service.....	17
Crime Statistics.....	18
Useful Links.....	27

Introduction by the Divisional Commander



I am pleased to present the Edinburgh City Division year end scrutiny report for April 2019 – March 2020, a period which immediately precedes the current times of unprecedented change and unique demands being experienced by us all.

During 2019-2020 we welcomed visitors to the Capital for our world-renowned events, festivals, Christmas and New Year celebrations, as well as dealing with the 'business as usual' elements of local community policing, before then shaping our response to the global coronavirus pandemic, some of which we touch on in this report.

By using both quantitative and qualitative data, this report analyses our performance in seeking to achieve our five strategic outcomes, namely: Public Safety & Wellbeing; Needs of Local Communities; Confidence in Policing; Positive Working Environment and Sustainable & Adaptable Service.

It highlights some of the services we at Edinburgh Division, and indeed the whole of Police Scotland's national support mechanisms, are delivering on a day-to-day basis to protect our communities and improve the quality of life for Edinburgh's citizens.

It is incredibly encouraging to see the significant reductions in domestic housebreakings, motor vehicle crime and serious assaults for the Capital, but we recognise that more still requires to be done and I am grateful to all of my officers and staff for their continued professionalism and dedication in serving Edinburgh's communities.

The current pandemic has, and continues to present, dynamic challenges across all public services and we are continuing to work in close partnership across all sectors in Edinburgh to ensure that communities are safe, protected and resilient and that any issues requiring a police, or multi-agency response, are dealt with appropriately.

New events such as the global climate change conference (COP26) to be held in Glasgow in 2021 will also present significant challenges for Edinburgh but rest reassured that our primary focus will remain the delivery of policing for all our communities.

Moving forward, I was delighted recently to gain approval from this committee for the new Local Policing Plan 2020 – 2023. This will ensure our continued focus on the policing priorities that you, the citizens of Edinburgh, have told us matter to you and we look forward to vindicating the trust and confidence you have placed in us to keep Edinburgh safe.



Chief Superintendent Sean Scott
Divisional Commander
City of Edinburgh Division



Summary of Local Policing Priorities

For the reporting period of 1st April 2019 to 31st March 2020, a total of 52081 crimes were recorded by Edinburgh Division. This is a reduction of 4.1% (2237 fewer crimes) compared to the five year average and 1.5% (818 fewer crimes) last year to date (LYTD). Solvency has increased by 0.6% over the same five year period, to 52.8%. The following summary provides a breakdown of the picture in respect of our Local Policing Priorities compared to the 5 year average or the LYTD which was the 2018/2019 reporting period.

Violence and Antisocial Behaviour

Overall, violent crime in the city has reduced by 2.0% (140 fewer crimes) against the 5 year average and by 4.7% (346 fewer crimes) compared to last year to date (LYTD). Murder has increased 13.6% (1 more crime) against the 5 year average and has reduced by 16.7% (1 fewer crime) on LYTD. Attempted murder has reduced 9.8% (2 fewer crimes) against the 5 year average and has reduced by 18.5% (5 fewer crimes) on LYTD. Serious assault has reduced LYTD by 18.2% (77 fewer crimes) and robbery has reduced 1.9% (5 fewer crimes) on LYTD.

Serious Organised Crime

There remains a keen focus on the 6 mapped serious organised crime groups (SOCG) within the Division, along with a focus on 'County Lines' vulnerabilities and criminality. Continued emphasis on enforcement and proactivity over this year has resulted in an increase in drug supply offences of 10.0% (44 more offences) against the 5 year average and 22.2% (88 more offences) against LYTD.

Public Safety

Rape has reduced by 10.2 % (21 fewer crimes) against the 5 year average and 22.0% (50 fewer crimes) against LYTD. Recorded domestic abuse incidents have reduced by 4.6% (263 fewer incidents) LYTD. Overall sexual crime has increased by 7.9% (89 more crimes) against the 5 year average reduced by 5.0% (64 less crimes) LYTD with a rise in sexual assault, communicating indecently and disclosing intimate images.

Road Safety

Offences in relation to driving and the use of motor vehicles have reduced by 0.9% (87 fewer offences) compared to the 5 year average and increased by 1.9% (168 more offences) against LYTD. There were 3 fatalities during 2019/20, a reduction of 4 against LYTD, and a reduction of 42.9% (54 fewer casualties) in the number persons injured on the roads.

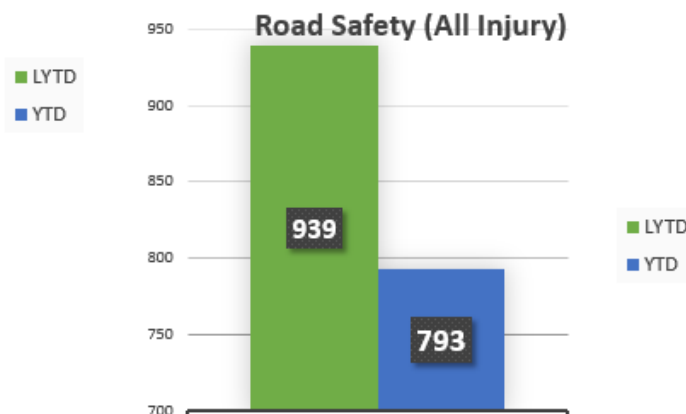
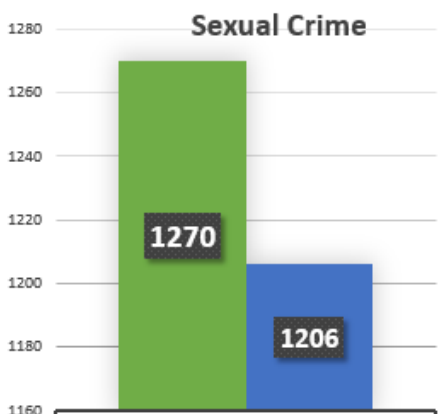
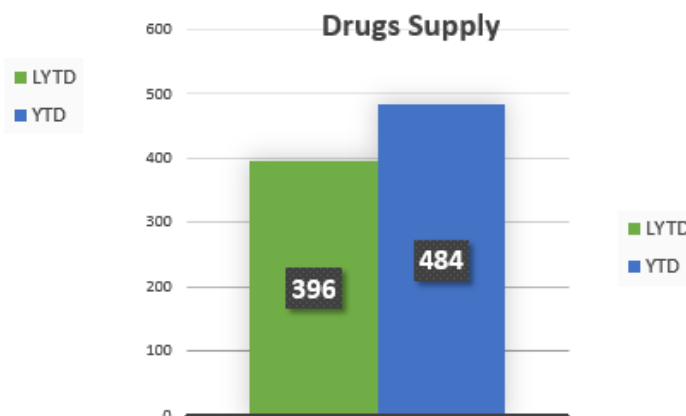
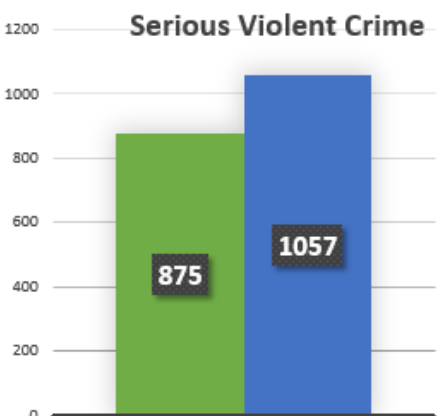
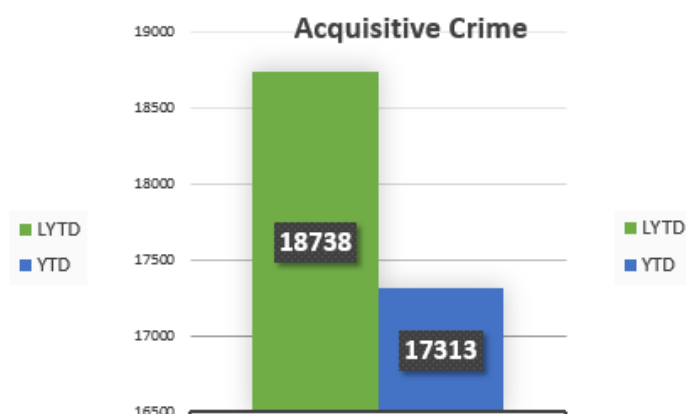
Acquisitive Crime

Acquisitive crime has decreased by 12.1% (2390 fewer crimes) against the 5 year average and by 7.6% (1425 fewer crimes) LYTD. Domestic housebreaking has reduced by 40.7% (740 fewer crimes) against the 5 year average and by 17.6% (230 fewer crimes) LYTD. Motor vehicle crime has reduced by 24.2% (737 fewer crimes) against the 5 year average and by 3.4% (80 fewer crimes) against LYTD.



Edinburgh City Division at a glance

The charts below represent year to date incident and crime demand throughout the Division, compared with last year to date.





Public Safety and Wellbeing

Success means that threats to public safety and wellbeing are resolved by a responsive police service

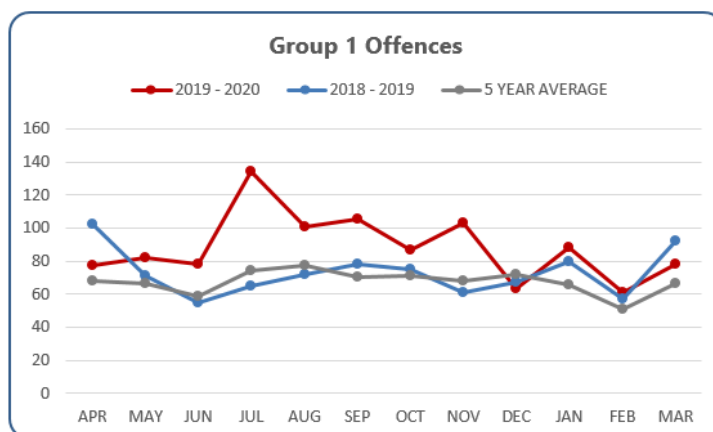
Violent Crime

Group 1 crime includes:

- Murder
- Attempted murder
- Culpable homicide
- Serious assault
- Robbery

	Group 1 Recorded Crime	Group 1 Solvency
		
April – March 19/20	1057	67.7%
April – March 5 year average	809	69.9%
% change from 5 year average	30.7%	-2.1%

- Group 1 violence crime has increased by 30.7% (248 more crimes) against the 5 year average and by 20.8% (182 more crimes) LYTD. The new crime of Section 1 Domestic Abuse (Scotland) Act 2018, increases recorded crime for this group as this has not previously been recorded.
- Solvency has remained almost static at 67.7% and all violent crime continues to be overseen by the Violent Crime Board ensuring all investigative opportunities are identified and emerging patterns and trends are acted upon.
- 5 murders were recorded this year, an increase of 13.6% (1 more crime) against the 5 year average and has reduced by 16.7% (1 fewer crime) on LYTD.
- 22 attempted murders were recorded this year, a reduction of 9.8% (2 fewer crimes) against the 5 year average and has reduced by 18.5% (5 fewer crimes) on LYTD.
- Serious assault has been effectively tackled by our specialist Violence Reduction Units ensuring a high standard of investigative focus. This has seen serious assaults reduce by 6.1% (23 less crimes) against the 5 year average and 18.2% (77 fewer crimes) on LYTD.
- Robbery has remained the same as the 5 year average (262 recorded crimes) and has reduced 1.9% (5 fewer crimes) on LYTD.



Sexual Crime

Group 2 crime includes:

- Rape
- Sexual assault
- Lewd and libidinous practices
- Communicating indecently
- Disclosing intimate images

Group 2 Recorded Crime

Group 2 Solvency



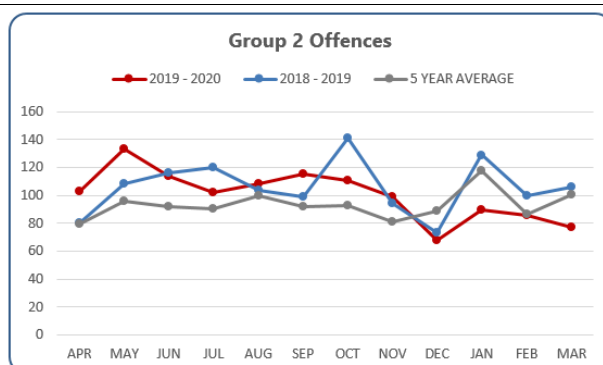
April – March 19/20	1206	54.3%
April – March 5 year average	1117	58.8%
% change from 5 year average	7.9%	-4.5%

- Group 2 sexual crime has increased by 7.9% (89 more crimes) against the 5 year average and by 5.0% (64 more crimes) on LYTD.
- The small increase in recorded crime is influenced the offence of 'Threatening to, or disclosing of, intimate images'. This has increased by 216.7% (39 more crimes) compared to the 5 year average but has reduced 16.2% (11 fewer crimes) on LYTD.
- Solvency has reduced by 4.5% against the 5 year average but increased 3.4% on LYTD.
- Rape has reduced by 10.2% (21 fewer crimes) against the 5 year average and by 22.0% (52 fewer crimes) on LYTD.
- Sexual assault has increased 14.9% (49 more crimes) against the 5 year average and reduced by 6.6% (27 less crimes) on LYTD.
- An ongoing investigation into non-recent child sexual abuse contributes to an increase of lewd and libidinous offences by 22.9% (24 more crimes) against the 5 year average and 29.0% (29 more crimes) on LYTD. Specially trained officers continue to identify and support victims who have not yet reported crimes committed against them and thereafter robustly target offenders.

**QUOTE**

The following quote, from the victim of a serious sexual crime, has been provided by Edinburgh Rape Crisis Centre:



"The officer was really really patient with me. He asked me if I wanted a female officer or offered for me to have a friend with me when I gave my statement which made me feel really comfortable. They were so supportive; they've put me in touch with victim support and arranged for me to give evidence behind a screen".



Acquisitive Crime

Group 3 crime includes:

- Housebreaking
- Theft of / from motor vehicles
- Shoplifting
- Common theft
- Fraud

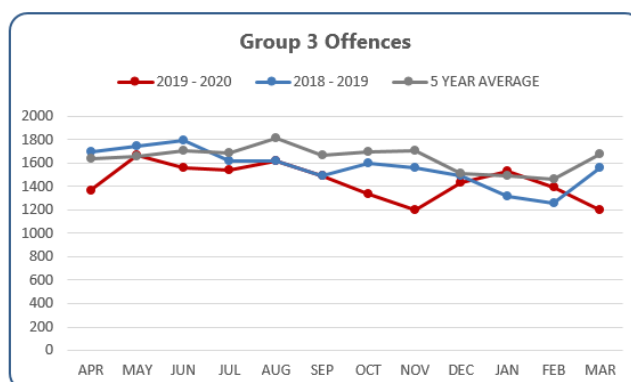
	Group 3 Recorded Crime	Group 3 Solvency
		
April – March 19/20	17313	25.9%
April – March 5 year average	19703	26.1%
% change from 5 year average	-12.1%	-0.2%
<ul style="list-style-type: none"> • Significant progress in acquisitive crime has seen a reduction of 12.1% (2390 fewer crimes) against the 5 year average and a reduction of 7.6% (1425 fewer crimes) on LYTD. • Overall housebreaking, which includes domestic premises, businesses, sheds and garages has reduced by 40.6% (1465 fewer crimes) against the 5 year average and by 18.4% (484 fewer crimes) on LYTD. • Domestic housebreaking has reduced by 40.7% (740 fewer crimes) against the 5 year average and by 17.6% (230 fewer crimes) on LYTD, highlighting the extensive proactive and prevention work being carried out across the city. • Motor vehicle crime has reduced by 24.2% (737 fewer crimes) against the 5 year average and by 3.4% (80 fewer crimes) on LYTD. • Shoplifting has increased by 2.4% (94 more crimes) against the 5 year average and reduced 16.5% (783 fewer crimes) on LYTD. • Common theft has reduced by 11.1% (585 fewer crimes) against the 5 year average and by 2.0% (97 fewer crimes) on LYTD. 		






KEY FACTS

Recent prevention work for housebreaking has included:

- Advice to architects on proposed developments to ensure plans meet Secure By Design accreditation.
- Social Media messages to promote crime prevention and home security, incorporating Neighbourhood Watch Scotland (NHWS) and associated partners.
- Home security crime prevention advice provided to Edinburgh Sheltered Housing Support services for dissemination across all sheltered housing accommodation.
- Trained officers conducted 23 residential and 31 business crime prevention surveys to repeat / vulnerable premises



Domestic Abuse

	All Domestic Abuse Incidents	Domestic Abuse Incidents Where Crime Is Recorded	Domestic Abuse Solvency
			
April – March 19/20	5504	3327	65.4%
April – March 18/19	5767	3445	65.7%
% change from LYTD*	-4.6%	-3.4%	-0.3%

* no 5 year average figures are available

- Domestic abuse incidents have reduced by 4.6% (263 fewer incidents) LYTD, with a slight decrease in solvency of 0.3%.
- Domestic incidents where a crime is recorded have reduced by 3.4% (118 fewer incidents).

The management of domestic abuse perpetrators is being proactively pursued across the Division through a successful proactive bail check process, which has resulted in a number of offenders being successfully apprehended.

Support for Victims of Domestic Abuse

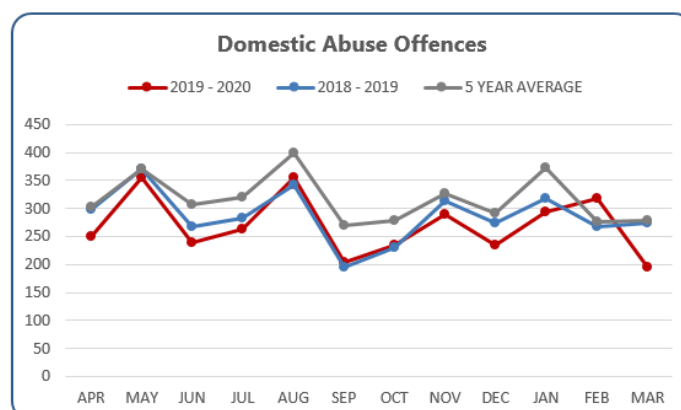


SPOTLIGHT ON DOMESTIC ABUSE




The potential effects of COVID19 restrictions are being closely monitored by the Edinburgh Domestic Abuse Investigation Unit and partner agencies.

To provide reassurance and support to victims of domestic and sexual abuse and to encourage reporting, a joint communication strategy is being delivered with the Edinburgh Violence Against Women Project and Edinburgh Rape Crisis Centre (ERCC). This strategy includes social media messaging and an ERCC 'blog' by a Public Protection Unit Detective Inspector, alongside wide circulation of Scottish Government messaging.

In addition, a new location to allow for the safe interviewing of victims has been identified, where victims can provide statements in the knowledge that social distancing measures can be adhered to, along with the arrangement and use of suitable transport for victims of sexual crime.



Hate Crime

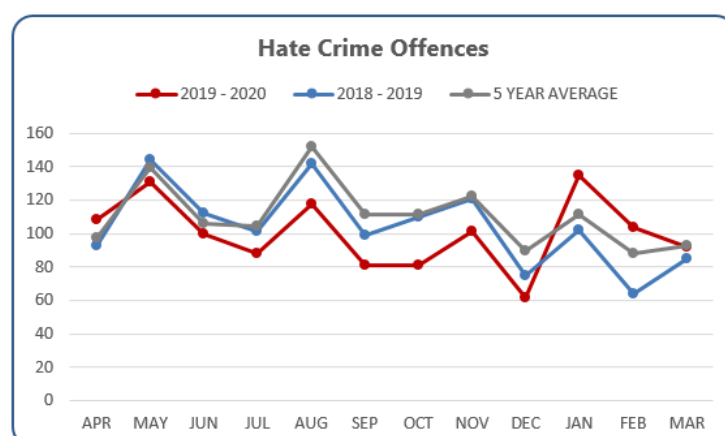
	All Hate Incidents	Hate Incidents Where a Crime Is Recorded	Hate Crime Solvency
			
April – March 19/20	1331	1205	57.3%
April – March 18/19	1286	1253	58.3%
% change from LYTD *	3.4%	-3.8%	-1.0%

* no 5 year average figures are available

- Hate incidents have risen by 3.4% (45 more incidents), while incidents where a hate crime is recorded have reduced by 3.8% (48 fewer incidents) compared to LYTD.
- Solvency for hate crime has reduced slightly by 1.0% compared to LYTD.

Our equality and diversity officers closely monitor and review all hate crimes and incidents, alongside maintaining an oversight and management of local Community Impact Assessments and liaising with our national equality and diversity department. By doing this we keep abreast of any emerging trends, threats and risks associated with hate crime and respond appropriately to safeguard the persons harmed and implement preventative measures.



'Keep Safe' is an award winning initiative developed in partnership with Police Scotland and the initiative works with a network of local businesses to create 'Keep Safe' places in the community for anyone feeling lost, frightened or who has been a victim of crime. Edinburgh Division have been working in partnership with City of Edinburgh Council and Keep Safe Ambassador Training was completed by police and Council colleagues, including Edinburgh Council key commissioning lead staff in the fields of mental health, learning disabilities, physical disabilities and adult care. We will be working with service users to identify new and appropriate Keep Safe premises across Edinburgh.



Reducing Drug Harm and Targeting Supply

Drug Supply crime includes:

- Manufacture or cultivation of drugs
- Supply of drugs to another (including intent)
- Bringing drugs into prison

	Drug Supply Recorded Crime	Drug Supply Solvency
		
April – March 19/20	484	88.0%
April – March 5 year average	440	78.6%
% change from 5 year average	10.0%	9.4%
<ul style="list-style-type: none"> • Over drug supply offences have increased by 10.0% (44 more crimes) against the 5 year average and by 22.2% (88 more crimes) on LYTD. • Solvency has increased by 9.4% against the 5 year average but reduced by 9.7% on LYTD. • Manufacture or cultivation of drugs has reduced by 34.6% (20 fewer crimes) against the 5 year average and by 7.5% (5 fewer crimes) on LYTD. • Supply of drugs has increased 57.9% (154 more crimes) against the 5 year average and by 27.0% (89 more crimes) on LYTD. • Bringing drugs into prison has reduced by 76.3% (90 fewer crimes) against the 5 year average and increased by 7.7% (2 more crimes) on LYTD. 		

Reducing Drug Harm



SPOTLIGHT ON DRUG HARM

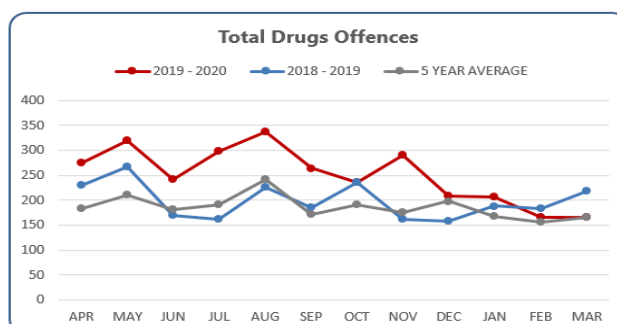
Edinburgh continues to deliver Operation Threshold which utilises an assertive outreach programme to overcome the barriers to engaging and supporting those at risk of harm from substance use. Recent developments include the funding of an additional peer mentor to support the assertive outreach work alongside the following prevention and intervention activities:

Community Inclusion Huddle (CIH)

The CIH is a multiagency group who review non-fatal drug overdoses in the city. Data from police, ambulance, hospital, local authority and third sector support providers is collated and analysed to identify those at the highest risk of harm from their drug use. Edinburgh Division's VOW project, consisting of police officers and peer mentors, continue to support the Edinburgh Alcohol and Drug Partnership, Recovery Hubs and NHS Lothian to engage users through assertive outreach, providing treatment, help and support at the point of need.

Drug Death Review Group

Multiagency review groups have commenced and are held on a quarterly basis at the locality level to review the full circumstances surrounding drug related deaths from each stakeholder's perspective, enabling identification of gaps in support provision.



Vulnerable People

Human Trafficking

**CASE STUDY**

Human trafficking is the illegal trade and exploitation of people. It can take many forms and cover a wide variety of activities but human trafficking always involves either exploitation of a person or the intention to exploit a person.

Organised crime groups are often involved in the exploitation associated with modern slavery and trafficking. We monitor the emerging trends, assess the threat, risk and harm involved and carry out multi-agency reviews regarding victims of trafficking and investigate the sexual exploitation of child victims.

Operation Risbalit is the Edinburgh Division led investigation in to a number of Vietnamese PVoTs (Potential Victims of Trafficking) arriving in Edinburgh in late 2019.

During February 2020 enforcement action was carried out by Police, supported by Home Office Immigration Compliance, Home Office Criminal Financial Investigation and Her Majesty's Revenue & Customs. This activity took place across the central belt of Scotland, targeting a number of subjects under investigation.


As a result of this collaborative approach, 6 Vietnamese nationals were arrested and later charged with human trafficking. A Trafficking and Exploitation Restriction Order has been sought with regard to the suspects' activities and if granted, it will be the first of its kind in Scotland. Financial enquiries are ongoing in order to better understand the flow of funds with regard to the international aspects of this enquiry.

The National Crime Agency recognised Edinburgh's 'Operation Risbalit' approach as best practice and a number of other Divisions within Police Scotland and some other UK forces have since sought guidance from Operation Risbalit with regard to their own human trafficking enquiries. In addition the Independent Anti-Slavery Commissioner, Dame Sara Thornton, has already referenced Operation Risbalit's work during a national seminar.



Needs of Local Community

Success means the needs of the local communities are addressed through effective service delivery

Safeguarding Victims of Crime during COVID 19	
 SPOTLIGHT ON COVID19	<p>At the commencement of the COVID 19 pandemic, a partnership approach was taken to address the needs of local communities by the Prevention, Intervention and Partnerships (PIP) department of Edinburgh Division:</p> <p><u>Homeless Communities</u></p> <ul style="list-style-type: none">At the outset of the lockdown there was a concerted drive across the partnership to engage and accommodate the city's homeless population. A multiagency health-led and police supported approach was adopted with police locating, engaging and immediately referring service users to NHS Public Health for triage of needs. The partnership was instrumental in accommodating and supporting this hard to reach community in a number of the city's hotels, with over 200 individuals being accommodated. <p><u>Local Businesses</u></p> <ul style="list-style-type: none">A comprehensive crime prevention package was created for business owners, which was circulated to commercial/business/retail premises and partners. It highlights practical security and personal safety measures to be considered with information also sent to key business partners. <p><u>Housebreaking</u></p> <ul style="list-style-type: none">The PIP Department and the Central Initiative Team collaborated and developed the 'Edinburgh Division COVID-19 Business Housebreaking Prevention Response Plan', a plan which identifies business and commercial sectors that may be targeted during lockdown and provides details of potentially vulnerable premises to consider when preparing officer patrol matrices. <p><u>Rural Crime</u></p> <ul style="list-style-type: none">Rural crime prevention advice has been sent to key partners and local community policing teams in light of recent increases in plant and machinery thefts experienced in a number of Forces in England since lockdown. <p><u>Fraudulent Schemes</u></p> <ul style="list-style-type: none">We have been working with our colleagues in the City of Edinburgh Council's Trading Standards department and have initiated a weekly email update around emerging trends including COVID-19 related fraudulent schemes and online and telephone scams. Crime prevention information is being sent out regularly to all partners and third sector organisations, signposting them to accredited websites that contain updated crime prevention advice around these crimes. Work is ongoing to see if this crime prevention advice can be delivered within food parcels being provided to those identified as potentially vulnerable. <p><u>Online Safety</u></p> <ul style="list-style-type: none">Online safety advice has been circulated by our colleagues within the Education department to all city schools, teaching staff, parents, carers, and pupils. Ongoing social media online safety advice is being circulated through key partners during the ongoing situation.

Confidence in Policing

Success means public and communities are engaged, involved and have confidence in policing

Police Scotland is committed to a monthly User Satisfaction Survey. A change in process in January 2020 now sees a minimum of 123 surveys being conducted by an external consultancy every month within Edinburgh, to provide feedback on the public's interactions with the police. Participants are sent SMS messages containing a link to a survey, which they then complete.

Results from March 2020 are provided below:

	Adequately Updated	Treated Fairly	Treated with Respect	Overall Satisfaction
March 2020	51%	74%	73%	57%
Force	55%	72%	71%	58%

Engagement and involvement are key aspects of policing, identifying local priorities, problem solving and ensuring our communities have confidence in policing. We work hard to use the findings of these surveys to identify areas for service delivery improvement.

Community Engagement – South East



SPOTLIGHT ON SOUTH EAST

“Safer South” was designed as an easily identifiable name for a joint operation that all partners could identify with and highlight work carried out in the South East locality. The operation was instigated having recognised the negative impact of youth ASB on community safety.

In response to the concerns, we worked with our partners and increased intelligence led patrols in hotspot areas including Moredun, Gracemount and the Southside Corridor. The operation resulted in multiple arrests, imposition of bail conditions and the execution of Misuse of Drugs Act warrants, leading to a 12.5% reduction in public nuisance calls this year compared with the same period last year.

To compliment Safer South, Operation Vanguard was the South East localities response to drug misuse and supply in the locality. Using community feedback and intelligence, the operation was led by local South East community officers. The operation was successful and saw over £270,000 of drugs recovered last year.



Positive Working Environment

Success means our people are supported through a positive working environment enabling them to serve the public

Positive Working Environment



KEY FACTS

Training & Development

- In order to develop and support new acting sergeants, two focussed development sessions were delivered in January and February covering a range of operational issues with positive feedback received.
- Plans have commenced to deliver training to all operational sergeants on a new breath test device. Training has been postponed due to Covid-19 but will recommence in June delivering to smaller numbers to allow for social distancing.
- Preparations underway to welcome 52 new probationary officers to the Division with 7 arriving in June and 45 in August. Additional tutor courses are to be delivered in June to build resilience in this area.
- Mobile device training continues to capture final outstanding officers and new probationers.
- National Wildlife Crime guidance has been developed and distributed for operational officers.
- Online Learning Hub has been developed to capture learning from the ongoing COVID-19 response as well as general day to day learning

Wellbeing & Awards


- Significant investment and planning was undertaken to refurbish an area of St Leonard's Police Station into a fit for purpose Divisional Training & Meeting Hub. This fantastic new facility will benefit divisional personnel now and going forward. Of note, this hub is already being used by a number of teams involved in the COVID-19 response.
- During the COVID-19 pandemic, a welfare and logistics hub was created to support staff wellbeing through the changing environment.
- A new COVID-19 Divisional Wellbeing Site has been developed and has many useful links and resources to support mental and physical wellbeing of officers and staff.
- A new Divisional Wellbeing Library launched where Divisional personnel can borrow from a range of wellbeing resources and books, with the library being located in the new wellbeing area of the new training hub.
- Following suggestions from the Divisional Wellbeing Survey, E Division social page is under development.
- Wellbeing articles published on the Divisional intranet to raise awareness and to promote positive wellbeing including Mental Health Awareness Week
- Edinburgh Division is to advertise a free training package for staff on Suicide Prevention.
- In February, the Division had good representation at the Scottish Police Excellence Awards and were shortlisted in a number of categories. The Division subsequently won Police Officer of the Year and the Wellbeing Award as well as a number of bravery awards.



Sustainable and Adaptable Service

Police Scotland is sustainable, adaptable and prepared for future challenges

The forthcoming year will see the implementation of a number of elements of organisational change across the Division.

COVID19 Policing Response	
 SPOTLIGHT ON COVID19	<p>Edinburgh Division have been working around the clock with partners to respond to the COVID-19 emergency, to ensure that we can still respond to your needs in a proportionate way. Some of the ways we have been ensuring that any issues requiring police or a multi-agency response are dealt with include;</p> <ul style="list-style-type: none">• Representing Edinburgh Policing Division at local and regional resilience partnerships meetings.• Creation of a local logistics and wellbeing team to coordinate the local response to the emerging pandemic, with a tiered response implemented.• Training of officers on new policing powers, government guidance and legislation and monitoring the use of this legislation.• Deployment of dedicated resources around Edinburgh, including a new cohort of probationers, to ensure compliance with the new legislation and to keep the public safe during this time.• New operating models have been established to safeguard the public, our partners and our staff, including phone based local policing appointments, the use of video conferencing and implementing enhanced partnership working.• Working within the local partnership to protect the homeless community through providing accommodation and welfare support for this vulnerable community.• Monitoring of local beauty spots and city centre locations where crowds may gather to Engage, Explain and Encourage the following of government guidelines and only moving to Enforcement where necessary and proportionate to safeguard the public.



Overall Recorded Crime					
	18/19	19/20	% change from 18/19	5 year mean	% change from 5 year mean
Group 1-5	30,946	30,413	-1.7	31,974	-4.9
Group 1-7	52,899	52,081	-1.5	54,318	-4.1
Group 1	875	1,057	20.8	809	30.7
Group 2	1,270	1,206	-5.0	1,117	7.9
Group 3	18,738	17,313	-7.6	19,703	-12.1
Group 4	5,279	5,303	0.5	5,833	-9.1
Group 5	4,784	5,534	15.7	4,511	22.7
Group 6	12,906	12,453	-3.5	13,043	-4.5
Group 7	9,047	9,215	1.9	9,302	-0.9

Overall Solvency Rates					
	18/19	19/20	% change from 18/19	5 year mean	% change from 5 year mean
Group 1-5	38.5	39.3	0.8	36.2	3.1
Group 1-7	51.9	52.8	0.9	52.2	0.6
Group 1	68.6	67.7	-0.8	69.9	-2.1
Group 2	50.9	54.3	3.4	58.8	-4.5
Group 3	27.8	25.9	-1.8	26.1	-0.2
Group 4	18.5	19.6	1.1	16.4	3.2
Group 5	93.6	91.3	-2.4	94.5	-3.3
Group 6	63.3	64.9	1.6	65.3	-0.4
Group 7	81.8	81.2	-0.6	88.9	-7.7

Group 1 – Non Sexual Crimes of Violence - Recorded					
	18/19	19/20	% change from 18/19	5 year mean	% change from 5 year mean
Group 1 Total	875	1,057	20.8	809	30.7
Murder	6	5	-16.7	4	13.6
Culpable Homicide	2	6	200.0	2	233.3
S1 Domestic Abuse	-	205	x	-	x
Att Murder	27	22	-18.5	24	-9.8
Serious Assault	422	345	-18.2	368	-6.1
Robbery	267	262	-1.9	262	0.2

Group 1 – Non Sexual Crimes of Violence – Solvency					
	18/19	19/20	% change from 18/19	5 year mean	% change from 5 year mean
Grp 1 Total	68.6	67.7	-0.8	69.9	-2.1
Murder	83.3	120.0	36.7	95.5	24.5
Culpable Homicide	100.0	100.0	0.0	77.8	22.2
S1 Domestic Abuse	x	62.9	x	x	x
Att Murder	85.2	95.5	10.3	92.6	2.8
Serious Assault	71.3	73.6	2.3	72.6	1.0
Robbery	65.9	70.2	4.3	66.8	3.4

Group 2 – Sexual Crimes – Recorded					
	18/19	19/20	% change from 18/19	5 year mean	% change from 5 year mean
Total Group 2	1270	1206	-5.0	1117	7.9
Rape	236	184	-22.0	205	-10.2
Sexual Assault	407	380	-6.6	331	14.9
Lewd & Libidinous	100	129	29.0	105	22.9
Indecent Communications	108	136	25.9	114	18.9
Threat/Disclose Intimate Image	68	57	-16.2	18	216.7

Group 2 – Sexual Crimes – Solvency					
	18/19	19/20	% change from 18/19	5 year mean	% change from 5 year mean
Total Group 2	50.9	54.3	3.4	58.8	-4.5
Rape	52.0	48.6	-3.5	59.5	-10.9
Sexual Assault	42.0	49.7	7.7	41.2	8.5
Lewd & Libidinous	41.0	69.0	28.0	58.7	10.3
Indecent Communications	59.3	56.6	-2.6	66.4	-9.8
Threat/Disclose Intimate Image	50.0	40.4	-9.6	45.6	-5.2



Group 3 – Acquisitive Crime - Recorded					
	18/19	19/20	% change from 18/19	5 year mean	% change from 5 year mean
Total Group 3	18,738	17,313	-7.6	19,703	-12.1
Housebreaking Dwelling	1,308	1,078	-17.6	1,818	-40.7
Housebreaking Non-Dwelling	650	608	-6.5	959	-36.6
Housebreaking other	668	456	-31.7	830	-45.0
Total Housebreaking	2,626	2,142	-18.4	3,607	-40.6
OLP Motor Vehicle	930	643	-30.9	1,121	-42.6
Theft of Motor Vehicle	586	672	14.7	806	-16.6
Theft from Motor Vehicle	760	885	16.4	896	-1.2
Total Motor Vehicle	2,382	2,302	-3.4	3,039	-24.2
Theft Shoplifting	4,752	3,969	-16.5	3,875	2.4
Common Theft	4,796	4,699	-2.0	5,284	-11.1



Group 3 – Acquisitive Crime – Solvency					
	18/19	19/20	% change from 18/19	5 year mean	% change from 5 year mean
Total Group 3	27.8	25.9	-1.8	26.1	-0.2
Housebreaking Dwelling	28.0	28.8	0.8	30.5	-1.7
Housebreaking Non-Dwelling	10.9	10.2	-0.7	6.7	3.5
Housebreaking other	38.9	37.5	-1.4	33.8	3.7
Total Housebreaking	26.5	25.4	-1.2	24.9	0.4
OLP Motor Vehicle	8.5	8.1	-0.4	8.7	-0.7
Theft of Motor Vehicle	30.7	24.3	-6.5	26.4	-2.2
Theft from Motor Vehicle	7.9	6.4	-1.5	7.5	-1.1
Total Motor Vehicle	14.4	12.4	-1.9	13.3	-0.9
Theft Shoplifting	52.0	53.1	1.1	57.8	-4.7
Common Theft	14.3	15.1	0.8	14.4	0.7



Group 4 – Fire-raising, Vandalism etc. - Recorded					
	18/19	19/20	% change from 18/19	5 year mean	% change from 5 year mean
Total Group 4	5,279	5,303	0.5	5,833	-9.1
Fire-raising	262	200	-23.7	262	-23.8
Vandalism	4,650	4,690	0.9	5,146	-8.9
Culpable & Reckless	338	402	18.9	413	-2.7

Group 4 – Fire-raising, Vandalism etc. – Solvency					
	18/19	19/20	% change from 18/19	5 year mean	% change from 5 year mean
Total Group 4	18.5	19.6	1.1	16.4	3.2
Fire-raising	25.6	17.0	-8.6	20.5	-3.5
Vandalism	17.0	18.4	1.4	15.1	3.3
Culpable & Reckless	33.7	34.3	0.6	28.3	6.0



Group 5 – Other Crimes – Recorded					
	18/19	19/20	% change from 18/19	5 year mean	% change from 5 year mean
Total Group 5	4,784	5,534	15.7	4,511	22.7
Carry offensive weapon	148	131	-11.5	121	7.9
Handling bladed/pointed weapon	260	235	-9.6	212	11.0
Bladed/pointed used in other criminality	151	187	23.8	53	250.2
Total offensive weapon	739	742	0.4	458	62.1
Supply of drugs	396	484	22.2	440	10.0
Possession of drugs	1,985	2,507	26.3	1,783	40.6

Group 5 – Other Crimes – Solvency					
	18/19	19/20	% change from 18/19	5 year mean	% change from 5 year mean
Total Group 5	93.6	91.3	-3.3	94.5	-3.2
Carry offensive weapon	90.5	91.6	-3.5	95.1	-1.3
Handling bladed/pointed weapon	91.2	92.8	-1.3	94.1	0.4
Bladed/pointed used in other criminality	78.1	74.3	-0.2	74.5	-0.2
Total offensive weapon	84.8	84.6	-5.1	89.7	-2.0
Supply of drugs	97.7	88.0	9.4	78.6	1.1
Possession of drugs	92.0	89.9	-5.4	95.3	-4.9

Group 6 Recorded Crime					
	18/19	19/20	% change from 18/19	5 year mean	% change from 5 year mean
Total Grp 6	12,906	12,453	-3.5	13,043	-4.5
Common assault	5,966	5,711	-4.3	5,921	-3.6
Common assault - emergency workers	600	598	-0.3	504	18.6
Total Common assault	6,566	6,309	-3.9	6,426	-1.8

Group 6 Solvency Rates					
	18/19	19/20	% change from 18/19	5 year mean	% change from 5 year mean
Total Grp 6	63.3	64.9	-0.4	65.3	1.6
Common assault	53.0	54.2	-1.1	55.3	1.8
Common assault - emergency workers	97.3	98.5	0.2	98.3	0.3
Total Common assault	57.0	58.4	-0.3	58.7	2.1



Group 7 – Offences Related to motor Vehicles					
	18/19	19/20	% change from 18/19	5 year mean	% change from 5 year mean
Total Group 7	9,047	9,215	1.9	9,302	-0.9
Dangerous Driving	207	228	10.1	195	16.9
Drink / Drug Driving	371	430	15.9	350	22.8
Speeding Offences	553	562	1.6	974	-42.3
Driving whilst Disqualified	129	159	23.3	137	16.4
Driving without a Licence	500	477	-4.6	482	-1.0
Insurance Offences	1,339	1,371	2.4	1,290	6.3
Seat Belt Offences	303	231	-23.8	475	-51.4
Mobile Phone Offences	441	300	-32.0	745	-59.7
Driving Carelessly	607	728	19.9	558	30.4
Using a MV without MOT	1,292	1,254	-2.9	986	27.1



Useful Links

Police Scotland's Quarter 4 Performance Report for the Scottish Police Authority can be found [here](#)

Police Scotland performance statistics by council and multimember ward area is available [here](#)

Should you desire any information that is not detailed on our website, you may submit an access to information request by following the instructions provided [here](#)



